

TASK S

suspended

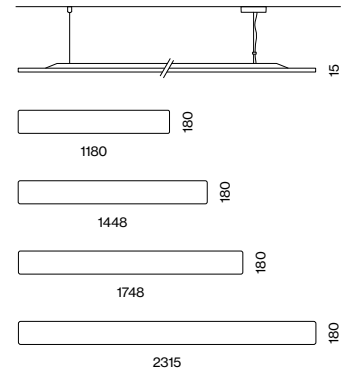
EN Rectangular housing made of aluminium with rounded edges; ultra low-profile design (only 15mm); surface powder coated; 1500 mm cable suspension, tool-less height adjustment; incl. transparent feed; direct or direct/indirect light distribution by LGP body (Light Guiding Prism); side coupled light, directed downwards or up and down by laser engraving; light control via highly reflective reflector material; optional: indirect component with special PCBs for increased luminous flux and maximum ceiling illumination; completely homogeneous illumination; energy-efficient LEDs with very good colour rendering; canopy with 2 cable openings and plug-in terminal for through wiring

ES Cuerpo de luminaria rectangular de aluminio con cantos redondeados; perfil extra plano (sólo 15mm); superficie con recubrimiento de pintura en polvo; suspens. cable de 1500 mm con altura regul. sin herram.; incluido cable de alimentación transparente; distribución de luz directa o directa/indirecta a través de cuerpo LGP (Light Guiding Prism); la luz acoplada lateralmente se orienta hacia abajo o hacia arriba y hacia abajo por medio de un grabado por láser; orientación luz por medio de un elemento altamente reflectante; opcional: proporción indirecta con pletinas propias para un flujo luminoso aumentado y una iluminación máxima del techo; iluminación homogénea; LEDS de alta eficiencia que proporcionan una alta reproducción cromática; baldaquino con abertura de 2 orificios para integrar el cableado y sencilla conexión

Quickinfo

3000K, 4000K, TW
 CRI ≥ 90, 3 SDCM
 UGR ≤ 19 / 65° ≤ 3000 cd/m²
 up to 126 lm/W
 L95 @ 50 000 h
 DALI-2
 brightness & presence sensor
 microprismatic (UGR ≤ 19)

Types



Colours



Light distributions




DiiA® standards
 251, 252, 253




direct/indirect
 illumination



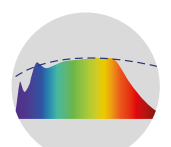
system solution
 (p. 812)



DIN EN 12464-1
 UGR ≤ 19



tunable white
 2700–6500K



CRI ≥ 98
 XPECTRUM

Order options

SUSPENSION

cable 1500 mm

COLOUR TEMPERATURE

3000K 0

4000K 1

tunable white 2700–6500K*

*DALI-2 DT8; CRI≥80

3000K + TW 2700–6500K

4000K + TW 2700–6500K

DALI-2 DT8 (separately controllable)

CONTROL

DALI-2 3

ESSENTIAL sensor* 7

(brightness & presence)

*version with sensor: length + 9 mm

MATERIAL COLOUR

○ pure white RAL 9010 7

● jet black RAL 9005 8

● special colours* p.992 X

*canopy always in white

LIGHT OPTIC COVER

microprismatic (UGR≤19)

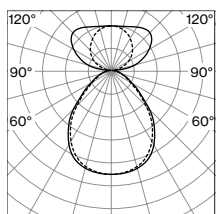
Order options

COLOUR RENDERING INDEX

CRI≥80

CRI≥98 XPECTRUM

Light distribution



microprismatic
direct/indirect power

LUMINOUS FLUX value calculated for
CRI≥90, colour white, cover microprismatic

TASK S suspended



DIRECT / INDIRECT SOFT

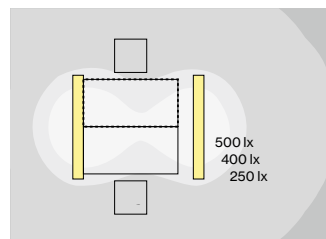
SYS. POWER	COLOUR TEMP.	LUM. FLUX	L (mm)	ORDER CODE
19.5W	3000K	↓ 1900/± 327lm	1180	0 5 9 - 5 2 5 4 :: ◆ □ K
	4000K	↓ 2020/± 347lm		
24.4W	3000K	↓ 2380/± 408lm	1448	0 5 9 - 5 2 5 5 :: ◆ □ K
	4000K	↓ 2540/± 435lm		
29.2W	3000K	↓ 2860/± 490lm	1748	0 5 9 - 5 2 5 6 :: ◆ □ K
	4000K	↓ 3040/± 521lm		
39W	3000K	↓ 3810/± 653lm	2315	0 5 9 - 5 2 5 8 :: ◆ □ K
	4000K	↓ 4050/± 695lm		



DIRECT / INDIRECT POWER

SYS. POWER	COLOUR TEMP.	LUM. FLUX	L (mm)	ORDER CODE
29.6W	3000K	↓ 1890/± 1540lm	1180	0 5 9 - 5 2 6 4 :: ◆ □ K
	4000K	↓ 2010/± 1640lm		
22.3W	3000K	↓ 1440lm	1180	0 5 9 - 5 2 D 4 0 3 □ K
(2×DALI)	2700–6500K	± 1230lm		
22.3W	4000K	↓ 1560lm	1180	0 5 9 - 5 2 D 4 1 3 □ K
(2×DALI)	2700–6500K	± 1230lm		
36W (2×)	2700–6500K	± 4010lm	1180	0 5 9 - 5 2 6 4 D ◆ □ K
37W	3000K	↓ 2360/± 1920lm	1448	0 5 9 - 5 2 6 5 :: ◆ □ K
	4000K	↓ 2520/± 2050lm		
27.9W	3000K	↓ 1800lm	1448	0 5 9 - 5 2 D 5 0 ◆ □ K
(2×DALI)	2700–6500K	± 1540lm		
27.9W	4000K	↓ 1950lm	1448	0 5 9 - 5 2 D 5 1 ◆ □ K
(2×DALI)	2700–6500K	± 1540lm		
44W (2×)	2700–6500K	± 5010lm	1448	0 5 9 - 5 2 6 5 D ◆ □ K
44W	3000K	↓ 2840/± 2310lm	1748	0 5 9 - 5 2 6 6 :: ◆ □ K
	4000K	↓ 3020/± 2460lm		
33W	3000K	↓ 2160lm	1748	0 5 9 - 5 2 D 6 0 ◆ □ K
(2×DALI)	2700–6500K	± 1840lm		
33W	4000K	↓ 2330lm	1748	0 5 9 - 5 2 D 6 1 ◆ □ K
(2×DALI)	2700–6500K	± 1840lm		
53W (2×)	2700–6500K	± 6010lm	1748	0 5 9 - 5 2 6 6 D ◆ □ K
59W	3000K	↓ 3780/± 3080lm	2315	0 5 9 - 5 2 6 8 :: ◆ □ K
	4000K	↓ 4030/± 3270lm		
45W	3000K	↓ 2880lm	2315	0 5 9 - 5 2 D 8 0 ◆ □ K
(2×DALI)	2700–6500K	± 2460lm		
45W	4000K	↓ 3110lm	2315	0 5 9 - 5 2 D 8 1 ◆ □ K
(2×DALI)	2700–6500K	± 2460lm		
71W (2×)	2700–6500K	± 8010lm	2315	0 5 9 - 5 2 6 8 D ◆ □ K

Technical data



TASK S suspended, 1748 mm
44W, 4000K, direct/indirect power

ROOM VALUES

Room dimensions 5,4 × 4 × 2,8 m
Reflection factor 0,7 | 0,5 | 0,2
Maintenance factor 0,8
Suspension height 2,25 m

CALCULATION SURFACE

Surface dimensions 1,6 × 0,8 m
Surface height 0,75 m
Average illuminance (E_m) > 500 lx
Uniformity (U_o) > 0,6

GLARE EVALUATION

Table Classification X=4H | Y=8H | S=0,25H
UGR transversal ≤ 19
UGR axial ≤ 19

